

SAFETY PRECAUTIONS

Congratulations and thank you for purchasing this product. This manual contains safety precautions you need to follow when using your guitar, and describes points to note regarding cleaning.

Conventions

This manual uses the following conventions to indicate how to handle the product safely and correctly so as to prevent you and other people from being injured, and property from being damaged.

⚠ Warning

Handling the product incorrectly by not following the instructions highlighted by this indication may result in serious injury or death.

⚠ Caution

Handling the product incorrectly by not following the instructions highlighted by this indication may result in personal injury or property damage.

📌 Request

Handling the product incorrectly by not following the instructions highlighted by this indication may prevent the product from delivering the expected level of performance and/or functionality.

- Note that HOSHINO GAKKI assumes no responsibility for any malfunction or failure of, or damage to this product caused by external factors.

⚠ Warning

Do not play the guitar in highly humid environment.

Do not play the guitar in outdoor locations that are directly exposed to rain, or in highly humid locations such as bathrooms. Doing so may result in an electric shock.



⚠ Caution

Do not twirl the instrument.

Do not twirl the guitar or swirl it around your body to mimic the actions that some professional players may perform on stage. Doing so may cause the guitar to fly off the strap and/or hit people around you, which may cause accidents involving personal injury.



Do not move your face closer to the instrument while playing it.

If a thick string (a low tone string on the guitar or a string on the bass) snaps, the broken string may hit your face or hands, which may result in personal injury. Check the strings frequently and replace them with new ones if necessary so that such accidents will not occur. Also, when you are playing the guitar, or replacing or adjusting the strings, do not move your face closer to the strings. A string may snap and hit your face, which may result in personal injury. In the worst case, if a broken string hits your eye, you may lose your eyesight. Guitar and bass strings are consumable. An old string may snap suddenly even when you pluck it in a normal way (even if you do not pull it too hard).



Do not increase the sound volume to an extremely high level.

If you use an amplifier or headphones at an extremely high volume for a long period of time, irreversible auditory damage may occur. This may also cause the amplifier to malfunction. Avoid using it at an extremely high volume.

Do not use rusty strings.

If a string (in particular, the first, second, or third string on the guitar) is rusty, it may injure your fingers. Check the strings frequently and replace them with new ones if necessary.



Do not play the guitar with the strap loosened.

When you play the guitar while standing up and using the strap, make sure that the strap is firmly secured by the strap pins. Otherwise, the guitar may drop on your foot or other body parts, which may result in personal injury.

Pay attention to sharp portions of the pick guard.

Some electric guitar models are equipped with a pick guard that has an extremely sharp point. When plucking the strings or cleaning the guitar using a cloth, pay careful attention to the sharp point on the pick guard so that you will not be injured by it.

⚠ Caution

Pay attention to the fret edges so that you will not be injured by them.

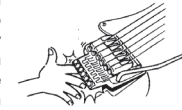
When the neck becomes dry, the fret edges may protrude from the fingerboard, which may injure your hands or other body parts.

Do not tighten the strings excessively.

When stringing the guitar, do not wind up the strings over the define pitch. Carefully and slowly wind up the strings while tuning the tones. If you wind a peg excessively, even a new string may snap, which may result in personal injury. If a broken string hits your eye, you may lose your eyesight. Never move your face closer to the strings when replacing them.


Exercise care to ensure your finger is not caught by the tremolo system.

The tremolo system uses an extremely strong spring to support the string tension. Pay attention to the tremolo system so that your finger will not be caught and injured when replacing the strings or in other cases.




Exercise care to ensure your hand is not injured by the strings.

The tip of a trimmed string may be sharp. Your hand may be injured if you touch it directly. When tuning the strings or cleaning the head using a cloth, be careful not to touch the tips of the trimmed strings. Trim any extra length of string at the tuning mechanism so that they do not come in contact with your fingers.



Do not use spray-type cleaners in a poorly ventilated space.

Prior to using a spray-type guitar cleaner, ensure there is adequate ventilation. Otherwise, poisoning symptoms may be caused. If you use a flammable cleaner, keep it away from open flames.



Do not carry your guitar with the case cover or bag fastener open.

When you carry the guitar in a guitar case or bag, make sure that the case clamp or bag fastener is securely locked. Otherwise the cover may open, which may cause the guitar to drop to the ground.

📌 Request

Do not disassemble, modify, or repair the guitar.

Doing so may cause the guitar to malfunction or result in an electric shock.

Do not keep old batteries installed in the instrument.

For products using dry batteries, be sure to check that no fluids are leaking from the battery. Dry batteries will discharge spontaneously even if they are not used. Therefore, periodic replacement is recommended. When disposing of dry batteries, use the collection box specified by your local government, electric appliance dealers, etc. Do not throw used dry batteries into a fire, otherwise they may explode.

Use the battery correctly.

Do not insert the battery with reversed polarity (+/-). Ensure that the polarity of the battery matches that of the battery compartment. Should the polarity be reversed, sound may not come out, the pre-amplifier may be damaged, or ignition may result.

Do not store the guitar in a position where its surface is in contact with a resin product.

If the surface of the guitar remains in contact with a resin product, furniture, or other coated items for a long period of time, color migration or adhesion may occur, which may damage both items. Store the guitar in a guitar case, bag, or fabric sack so that it does not come in direct contact with any of those items.

Do not use benzine or thinner to clean the guitar.

Using benzine, thinner, or other similar chemicals to clean the surface of the guitar may cause damage or discoloration. Procure and use a cleaner designed for use on guitars.

Regarding storage and transportation, note the following points:

- The guitar is a wooden product. It is easily broken when thrown or dropped. Handle it with care.
- Store the guitar in a well-ventilated location. Avoid locations subject to high temperatures or humidity. Also avoid dusty or sandy locations.
- When the guitar is exposed to direct sunlight, the color of its coating may gradually fade.
- If you play the guitar in the rain or similar conditions where water splashes directly onto the guitar, or in an environment where the guitar is exposed to high temperatures for a long period of time, misalignment may occur in the wooden parts, such as the body or neck, of the guitar.



- When using parcel delivery service for transportation, use a dedicated guitar case. Otherwise, pack it in a rigid carton with an adequate amount of cushioning materials, and label the package as a fragile item. The carton that the musical instrument store used when you purchased the guitar may not be suitable for transportation. The guitar may be damaged if you use the carton without taking additional protective measures.

