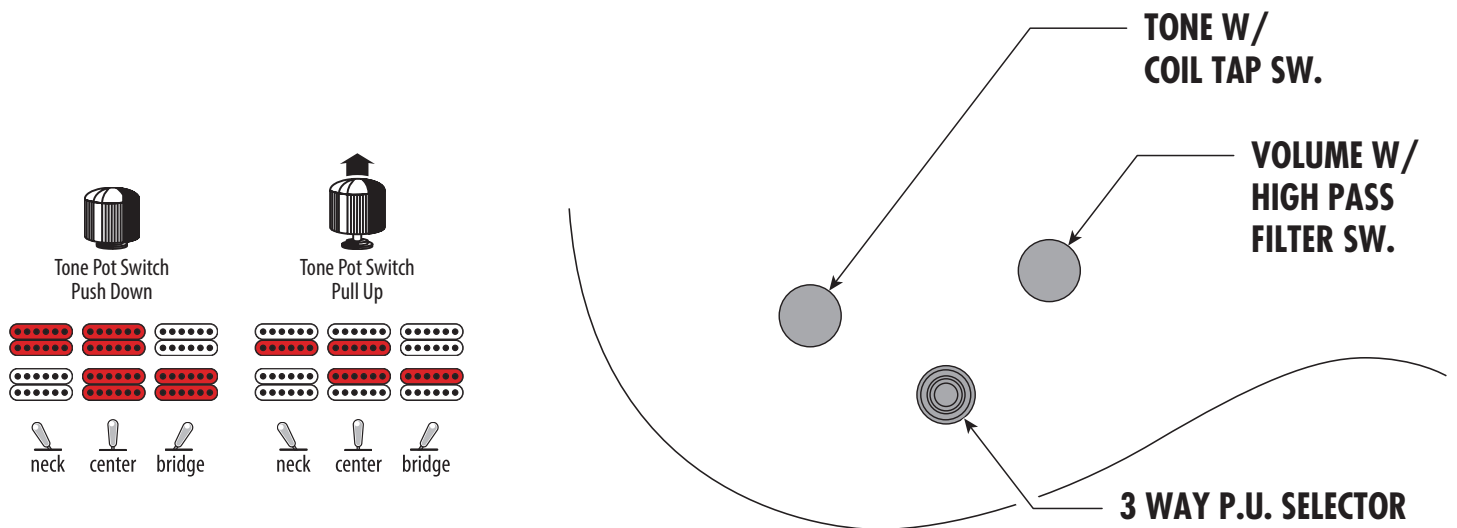
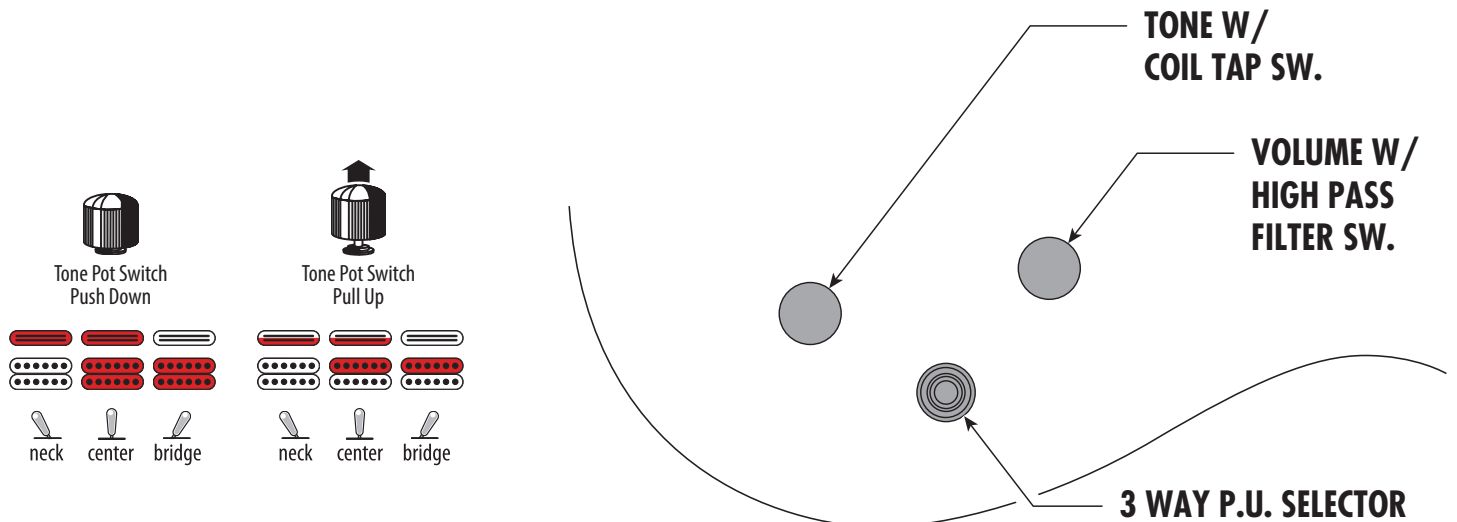


Signature Series

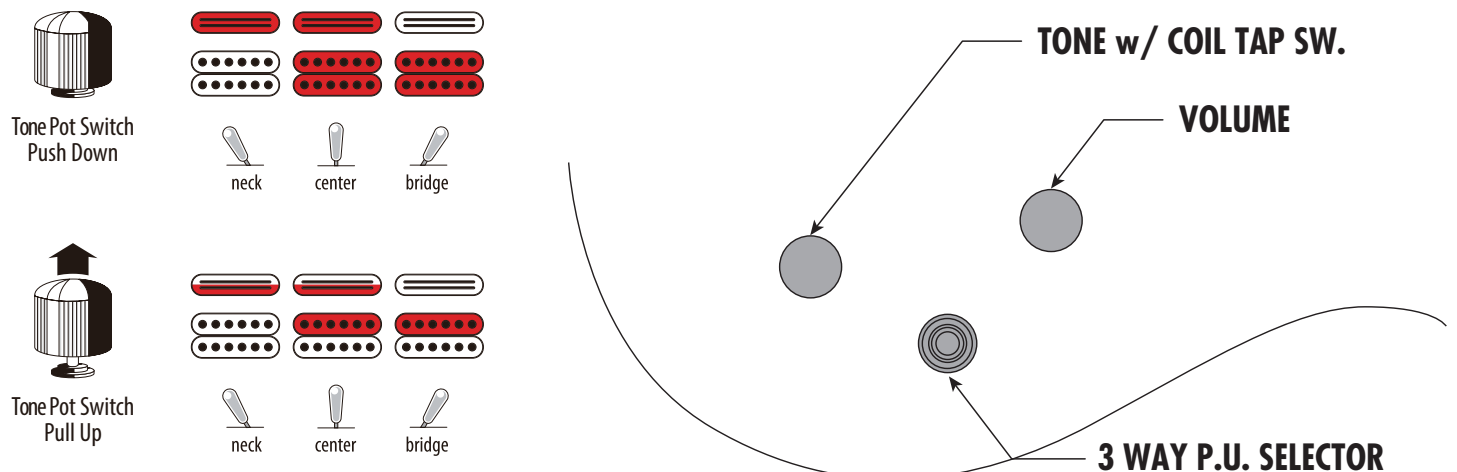
JS Type1



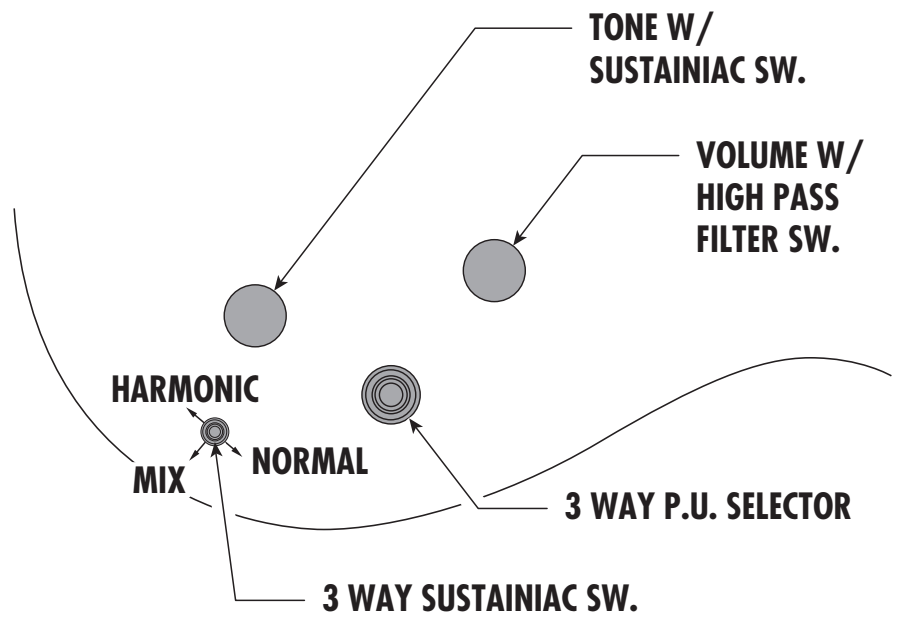
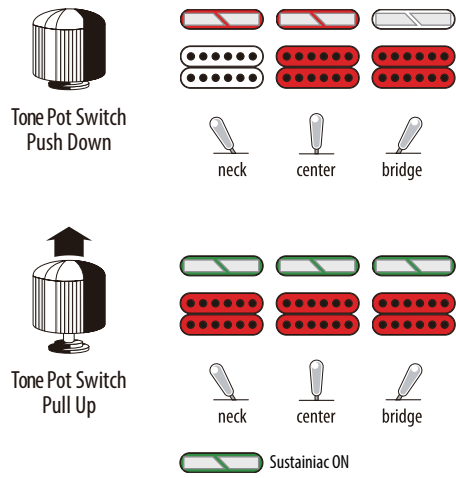
JS Type2



JS140



JS1CR/JS2480

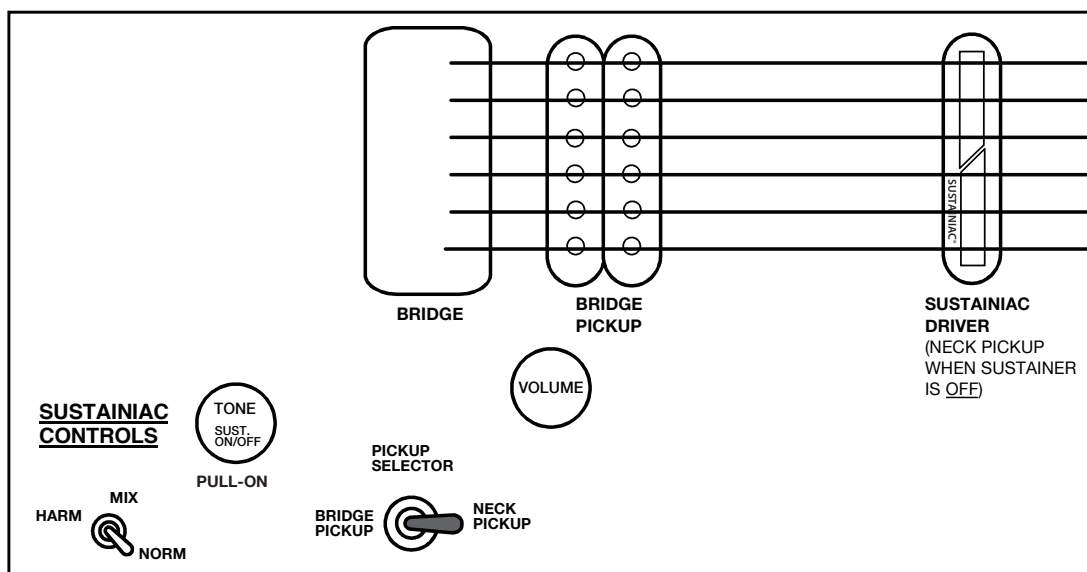


JS2480 OWNER'S MANUAL

This device complies with part 15 of the FCC Rules. Operation is subject to the following two condition : (1) This device may not cause harmful interference, and (2) this device must accept any interference received, including interference that may cause undesired operation.

USING THE STEALTH **PRO** SUSTAINER TO GET INFINITE SUSTAIN, AT ANY VOLUME

1. The Sustainiac is placed in **STANDBY** when a standard guitar plug is inserted in jack. **KEEP UNPLUGGED IF NOT PLAYING INSTRUMENT.**
2. **POWER SWITCH:** Tone knob, PULL-ON (Only bridge pickup functions when sustainer on, regardless of pickup selector switch setting.)
3. **MODE SWITCH:**
NORMAL MODE Produces mostly fundamental (normal) infinite string vibration.
MIX MODE Produces a combination of harmonics on most frets, fundamentals on highest frets of first two strings. Similar to natural amp feedback, only intense and predictable. Harmonics fade in more slowly.
HARMONIC MODE Notes fade quickly into intense upper harmonic vibration mode. ***Metal Madness!***
4. When you turn the Sustainiac ON, the bridge pickup will automatically be selected regardless of pickup selector position.

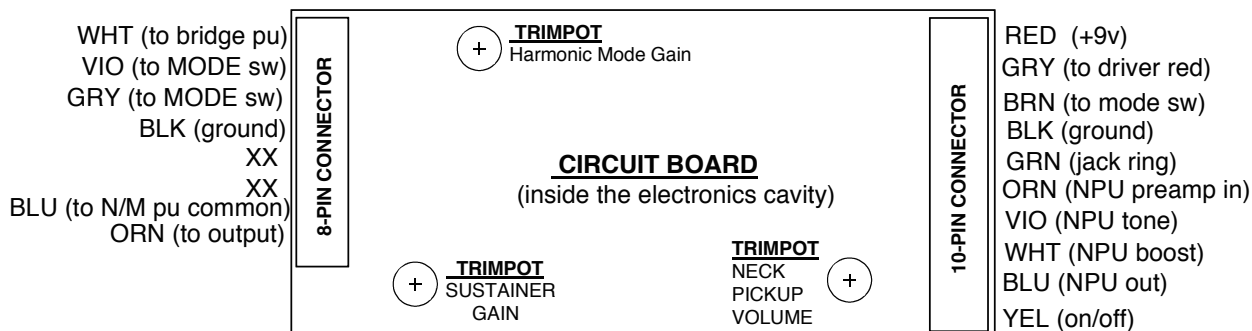


STEALTH **PRO** OPERATING INSTRUCTIONS

CONTROLS ARE FACTORY PRE-SET FOR OPTIMUM PERFORMANCE. NO USER ADJUSTMENT SHOULD BE NECESSARY.

1. **KEEP UNPLUGGED WHEN NOT PLAYING:** When guitar plug is inserted, sustainer is in **STANDBY**. Driver functions as active neck pickup, and preamp is running. Standby mode uses about 3 milliamperes of battery current. This will run down the battery in about 150 hours.
2. **NECK PICKUP VOLUME TRIMPOT on circuit board:** Sets neck pickup volume. Factory set for good balance with bridge pickup.
3. **SUSTAINER GAIN TRIMPOT on circuit board:** Sets how quickly sustain builds up. Factory set for optimum sustainer gain. If you turn it up too far, uncontrolled squealing (oscillation) will occur.
4. **SUSTAINER HARMONIC MODE GAIN TRIMPOT:** Adjusts intensity of Harmonic Mode only.
5. **9-volt alkaline battery:** Battery life is about 15-40 hours, depending on how much you use the sustainer.
6. **PICKUP HEIGHT ADJUSTMENT:** If you raise BOTH the Sustainiac driver and also the bridge pickup closer to the strings, the sustain will be more intense, and will build up faster. If it is too intense for you, lower both to make them farther from the strings.

A NOTE ABOUT FEEDBACK-SUSTAIN: At first you might notice that the strings want to "fight" you, and "take off" by themselves unless you practice hand muting. You can reduce the intensity by lowering the Sustainiac driver and bridge pickup, or by turning down the TRIMPOT GAIN controls on the back of the circuit board. However, this will reduce the effectiveness of the sustainer. Our suggestion is to spend some time developing right/left hand muting technique before you turn down the gain. It doesn't take long to develop this technique.



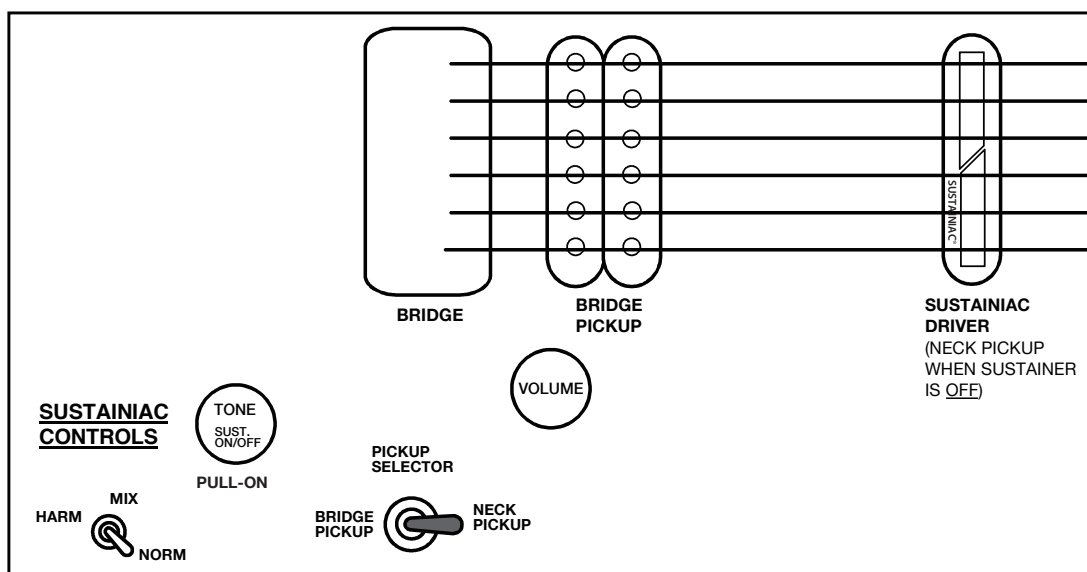
JS1CR OWNER'S MANUAL

To honor the world-renowned Joe Satriani Signature Series, the Ibanez R&D team worked closely with Joe to develop a finish that was worthy of both Joe's approval, and of the Chrome Boy moniker. Each and every JS1 Chrome Boy will have passed stringent Ibanez quality control standards, however due to the unique nature of this striking finish, some minor imperfections may be expected, are considered normal.

This device complies with part 15 of the FCC Rules. Operation is subject to the following two condition : (1) This device may not cause harmful interference, and (2) this device must accept any interference received, including interference that may cause undesired operation.

USING THE STEALTH **PRO** SUSTAINER TO GET INFINITE SUSTAIN, AT ANY VOLUME

1. The Sustainiac is placed in **STANDBY** when a standard guitar plug is inserted in jack. **KEEP UNPLUGGED IF NOT PLAYING INSTRUMENT.**
2. **POWER SWITCH:** Tone knob, PULL-ON (Only bridge pickup functions when sustainer on, regardless of pickup selector switch setting.)
3. **MODE SWITCH:**
NORMAL MODE Produces mostly fundamental (normal) infinite string vibration.
MIX MODE Produces a combination of harmonics on most frets, fundamentals on highest frets of first two strings. Similar to natural amp feedback, only intense and predictable. Harmonics fade in more slowly.
HARMONIC MODE Notes fade quickly into intense upper harmonic vibration mode. **Metal Madness!**
4. When you turn the Sustainiac ON, the bridge pickup will automatically be selected regardless of pickup selector position.

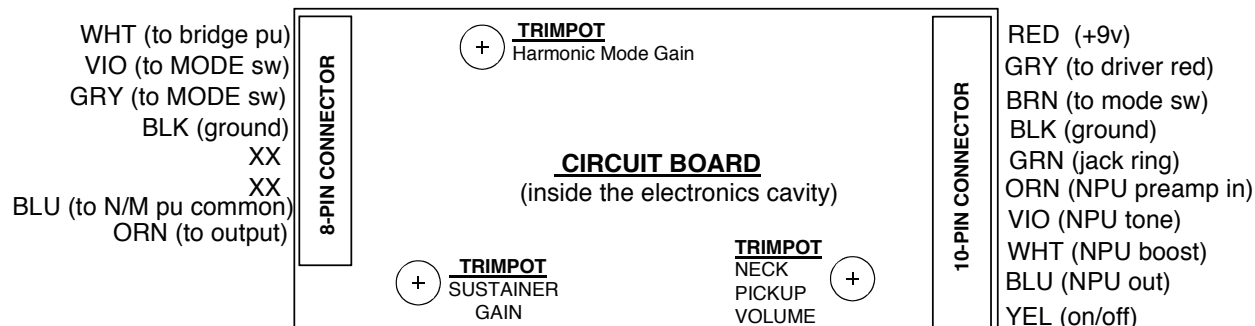


STEALTH **PRO** OPERATING INSTRUCTIONS

CONTROLS ARE FACTORY PRE-SET FOR OPTIMUM PERFORMANCE. NO USER ADJUSTMENT SHOULD BE NECESSARY.

1. **KEEP UNPLUGGED WHEN NOT PLAYING:** When guitar plug is inserted, sustainer is in **STANDBY**. Driver functions as active neck pickup, and preamp is running. Standby mode uses about 3 milliamperes of battery current. This will run down the battery in about 150 hours.
2. **NECK PICKUP VOLUME TRIMPOT on circuit board:** Sets neck pickup volume. Factory set for good balance with bridge pickup.
3. **SUSTAINER GAIN TRIMPOT on circuit board:** Sets how quickly sustain builds up. Factory set for optimum sustainer gain. If you turn it up too far, uncontrolled squealing (oscillation) will occur.
4. **SUSTAINER HARMONIC MODE GAIN TRIMPOT:** Adjusts intensity of Harmonic Mode only.
5. **9-volt alkaline battery:** Battery life is about 15-40 hours, depending on how much you use the sustainer.
6. **PICKUP HEIGHT ADJUSTMENT:** If you raise BOTH the Sustainiac driver and also the bridge pickup closer to the strings, the sustain will be more intense, and will build up faster. If it is too intense for you, lower both to make them farther from the strings.

A NOTE ABOUT FEEDBACK-SUSTAIN: At first you might notice that the strings want to "fight" you, and "take off" by themselves unless you practice hand muting. You can reduce the intensity by lowering the Sustainiac driver and bridge pickup, or by turning down the TRIMPOT GAIN controls on the back of the circuit board. However, this will reduce the effectiveness of the sustainer. Our suggestion is to spend some time developing right/left hand muting technique before you turn down the gain. It doesn't take long to develop this technique.

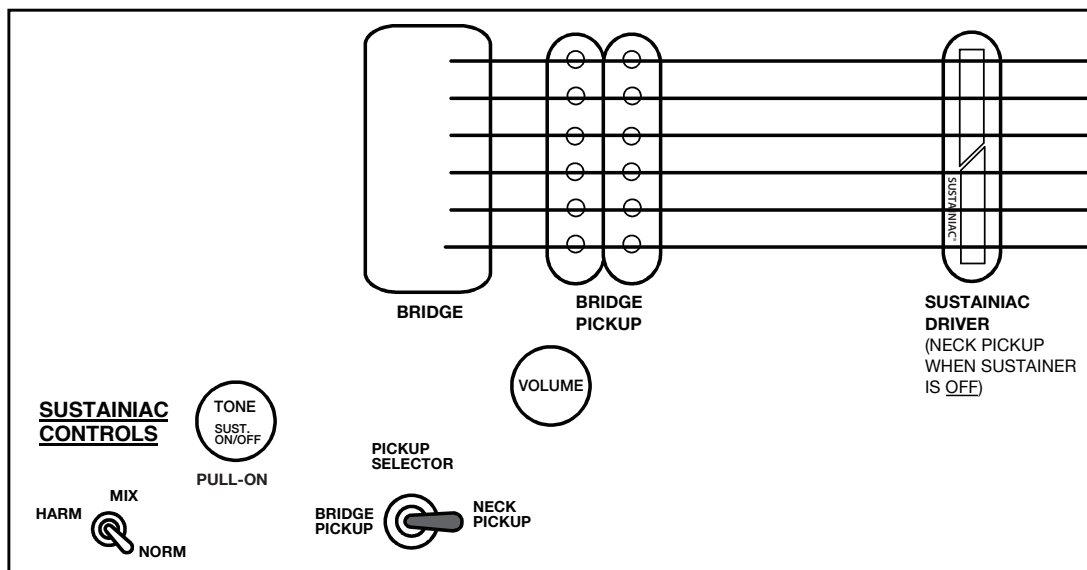


JS240PS OWNER'S MANUAL

This device complies with part 15 of the FCC Rules. Operation is subject to the following two condition : (1) This device may not cause harmful interference, and (2) this device must accept any interference received, including interference that may cause undesired operation.

USING THE STEALTH **PRO** SUSTAINER TO GET INFINITE SUSTAIN, AT ANY VOLUME

1. The Sustainiac is placed in **STANDBY** when a standard guitar plug is inserted in jack. **KEEP UNPLUGGED IF NOT PLAYING INSTRUMENT.**
2. **POWER SWITCH:** Tone knob, PULL-ON (Only bridge pickup functions when sustainer on, regardless of pickup selector switch setting.)
3. **MODE SWITCH:**
NORMAL MODE Produces mostly fundamental (normal) infinite string vibration.
MIX MODE Produces a combination of harmonics on most frets, fundamentals on highest frets of first two strings. Similar to natural amp feedback, only intense and predictable. Harmonics fade in more slowly.
HARMONIC MODE Notes fade quickly into intense upper harmonic vibration mode. ***Metal Madness!***
4. When you turn the Sustainiac ON, the bridge pickup will automatically be selected regardless of pickup selector position.



STEALTH **PRO** OPERATING INSTRUCTIONS

CONTROLS ARE FACTORY PRE-SET FOR OPTIMUM PERFORMANCE. NO USER ADJUSTMENT SHOULD BE NECESSARY.

1. **KEEP UNPLUGGED WHEN NOT PLAYING:** When guitar plug is inserted, sustainer is in **STANDBY**. Driver functions as active neck pickup, and preamp is running. Standby mode uses about 3 milliamperes of battery current. This will run down the battery in about 150 hours.
2. **NECK PICKUP VOLUME TRIMPOT on circuit board:** Sets neck pickup volume. Factory set for good balance with bridge pickup.
3. **SUSTAINER GAIN TRIMPOT on circuit board:** Sets how quickly sustain builds up. Factory set for optimum sustainer gain. If you turn it up too far, uncontrolled squealing (oscillation) will occur.
4. **SUSTAINER HARMONIC MODE GAIN TRIMPOT:** Adjusts intensity of Harmonic Mode only.
5. **9-volt alkaline battery:** Battery life is about 15-40 hours, depending on how much you use the sustainer.
6. **PICKUP HEIGHT ADJUSTMENT:** If you raise BOTH the Sustainiac driver and also the bridge pickup closer to the strings, the sustain will be more intense, and will build up faster. If it is too intense for you, lower both to make them farther from the strings.

A NOTE ABOUT FEEDBACK-SUSTAIN: At first you might notice that the strings want to "fight" you, and "take off" by themselves unless you practice hand muting. You can reduce the intensity by lowering the Sustainiac driver and bridge pickup, or by turning down the TRIMPOT GAIN controls on the back of the circuit board. However, this will reduce the effectiveness of the sustainer. Our suggestion is to spend some time developing right/left hand muting technique before you turn down the gain. It doesn't take long to develop this technique.

