

AWFS300CE



COLOR VARIATION : 

OPS : Open Pore Semi-Gloss



SHARE :  

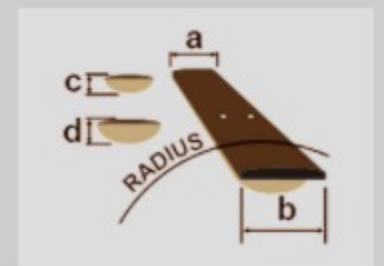
SPEC

SPECS

body shape	Cutaway Dreadnought (Shallower body depth) body
bracing	Scalloped X bracing
top	Solid Engelmann Spruce top
back & sides	Okoume back & Okoume sides
neck	Thin C shape with Rounded Fretboard Edge / African Mahogany/Pau Ferro 5pc neck
fretboard	Macassar Ebony fretboard
bridge	Macassar Ebony bridge
top board purfling	Wooden
soundhole rosette	Wooden rosette with Soundhole binding
tuning machine	Chrome Die-cast tuners(18:1 gear ratio)
nut material	Unbleached Oil-impregnated Bone
number of frets	20
saddle material	Unbleached Oil-impregnated Bone
bridge pins	Ibanez Advantage™
strings	D'Addario® XTAPB1253
string gauge	.012/.016/.024/.032/.042/.053
string space	11mm
factory tuning	1E,2B,3G,4D,5A,6E
pickup	Ibanez T-bar Undersaddle & Block Contact
preamp	Ibanez DP1 preamp
output jack	Dual Outputs (Mono Out / Stereo Out)

NECK DIMENSIONS

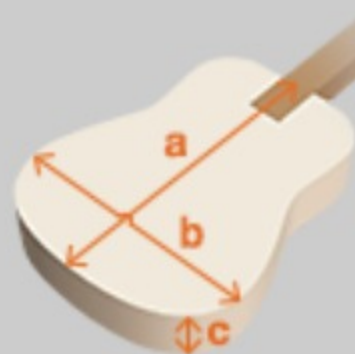
Scale :	651mm
a : Width	45mm at NUT
b : Width	56mm at 14F
c : Thickness	20.5mm at 1F
d : Thickness	21.5mm at 7F
Radius :	400mmR



DESCRIPTION +

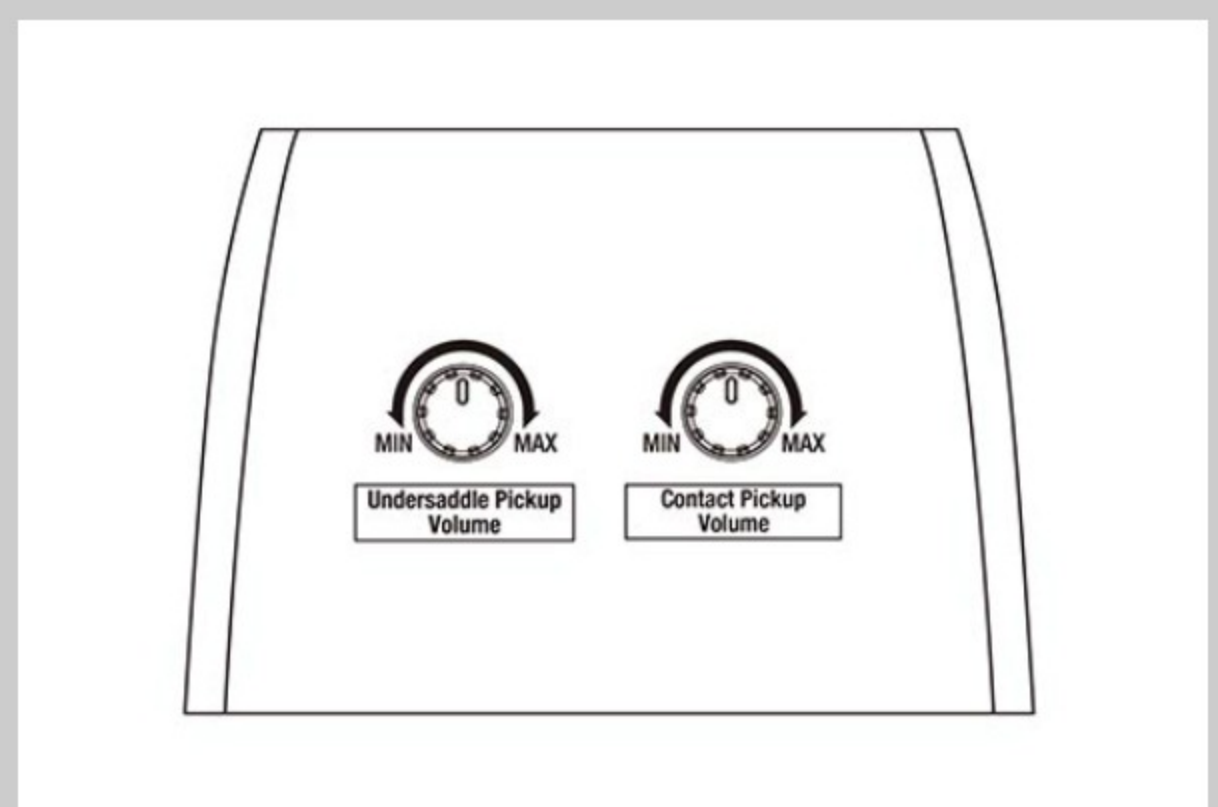
BODY DIMENSIONS

a : Length	20 "
b : Width	15 3/4"
c : Max Depth	4 3/4"



DESCRIPTION +

PREAMP



DESCRIPTION +