

PF16WCE



COLOR VARIATION :



NT : Natural High Gloss



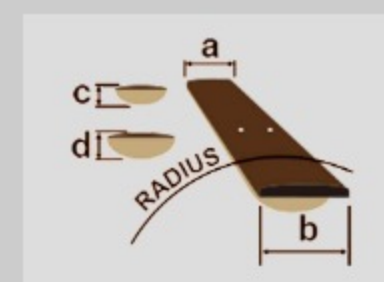
SPEC

SPECS

| | |
|-------------------|--|
| body shape | Cutaway Dreadnought body |
| top | Spruce top |
| back & sides | Okoume back & Okoume sides |
| neck | PF / Nyatoh neck |
| fretboard | Laurel fretboard |
| bridge | Laurel bridge |
| inlay | White dot inlay |
| soundhole rosette | Acrylic pearl rosette |
| tuning machine | Chrome Open Gear tuners(18:1 gear ratio) |
| number of frets | 20 |
| saddle material | Compensated Bone |
| bridge pins | Ibanez Advantage™ |
| strings | Ibanez IACS6C |
| string gauge | .012/.016/.024/.032/.042/.053 |
| string space | 11mm |
| factory tuning | 1E,2B,3G,4D,5A,6E |
| pickup | Ibanez Undersaddle |
| preamp | Ibanez AEQ-2T preamp w/Onboard tuner |
| output jack | 1/4" output |
| battery | 9V x1 |

NECK DIMENSIONS

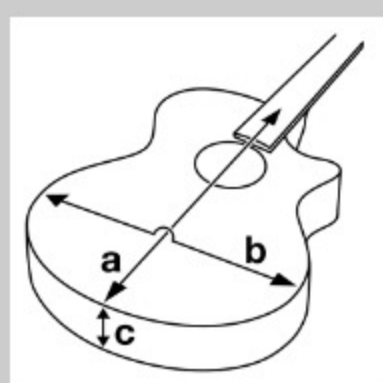
| | |
|---------------|-------------|
| Scale : | 648mm/25.5" |
| a : Width | 48mm at NUT |
| b : Width | 60mm at 14F |
| c : Thickness | 22mm at 1F |
| d : Thickness | 23mm at 7F |
| Radius : | 400mmR |



DESCRIPTION +

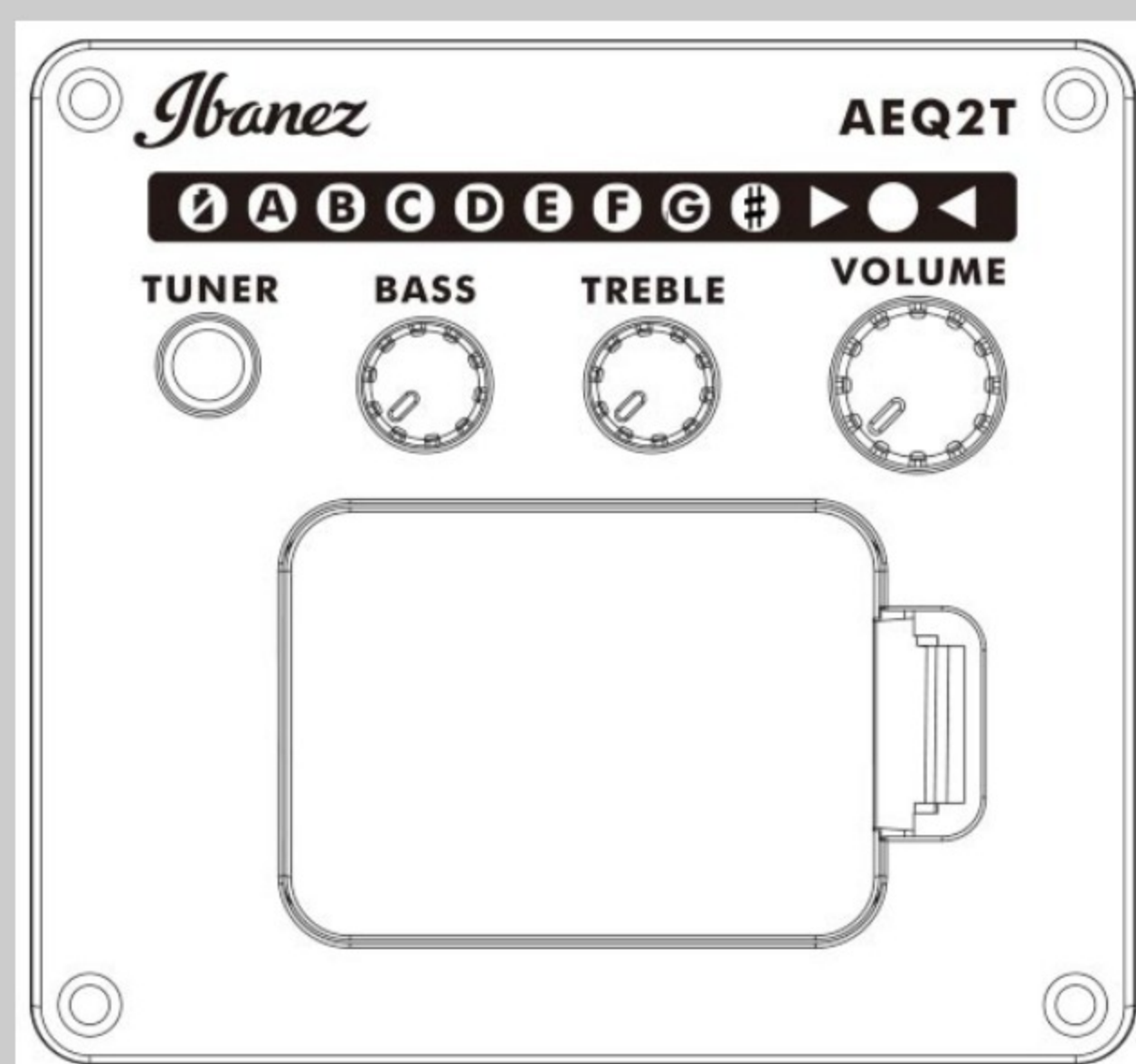
BODY DIMENSIONS

| | |
|---------------|---------|
| a : Length | 20 1/8" |
| b : Width | 14 3/4" |
| c : Max Depth | 5" |



DESCRIPTION +

PREAMP



DESCRIPTION +

OTHER FEATURES

| | |
|------------------|-----------|
| Recommended Case | FS40DA |
| Recommended Bag | IAB540-BK |
| 48mm Wide Nut | |