



PWM : Pearl White Matte

COLOR VARIATION :



SHARE :  

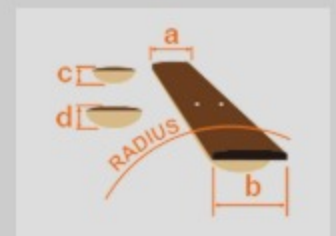
SPEC

SPEC

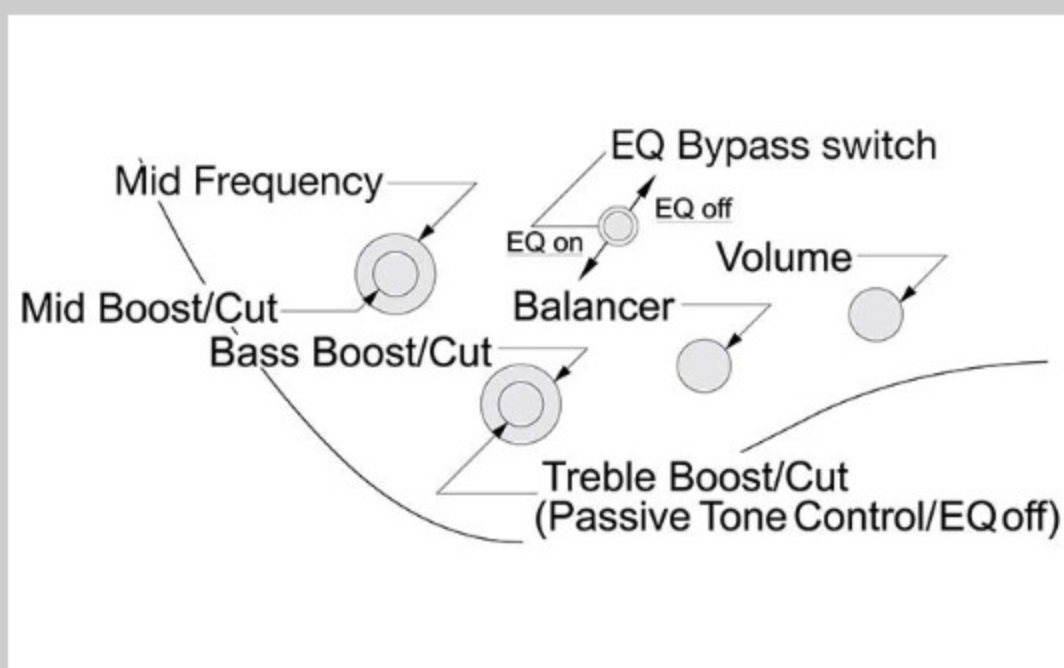
neck type	EHB4 / 5pc Roasted Maple/Walnut neck w/Graphite reinforcement rods
top/back/body	American Basswood body
fretboard	Roasted Birdseye Maple fretboard / Abalone off-set dot inlay
fret	Medium Stainless Steel frets
number of frets	24
bridge	MR5HS bridge
string space	19mm
neck pickup	Bartolini® BH2 neck pickup (Passive)
bridge pickup	Bartolini® BH2 bridge pickup (Passive)
equaliser	Vari-mid 3-band EQ w/ EQ bypass switch (passive tone control on treble pot)
factory tuning	1G,2D,3A,4E
strings	D'Addario® EXL165
string gauge	.045/.065/.085/.105
hardware color	Black

NECK DIMENSIONS

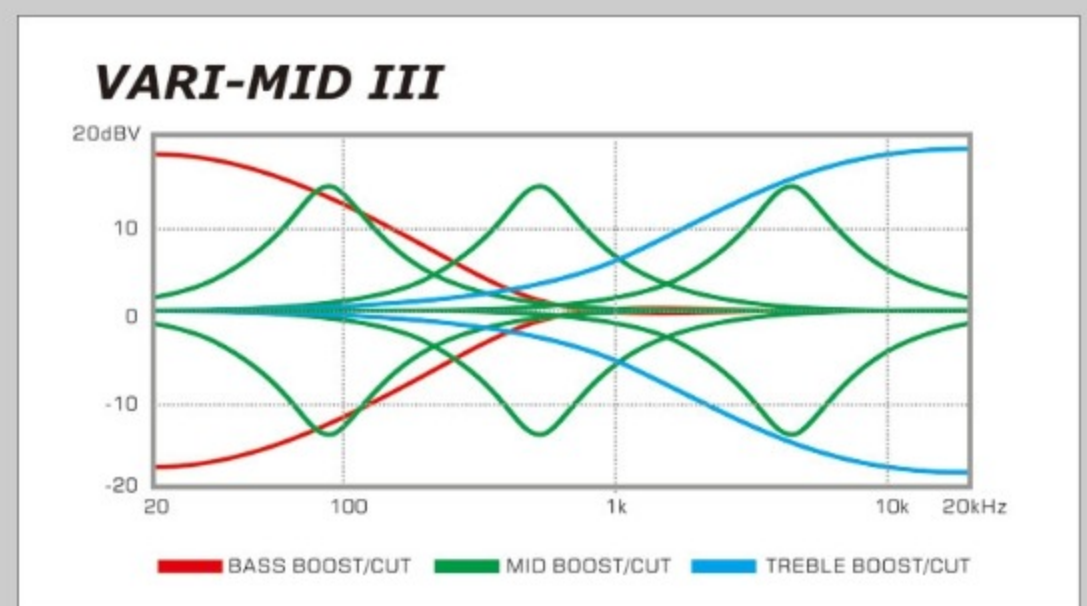
Scale :	864mm/34"
a : Width	41mm at NUT
b : Width	64mm at 24F
c : Thickness	19.5mm at 1F
d : Thickness	21.5mm at 12F
Radius :	500mmR



CONTROLS



FREQUENCY RESPONSE



OTHERS

Recommended Case	WB250C
Gig bag included	
Luminescent side dot inlay	
Schaller S-Locks strap lock pins	
Ibanez custom headpieces	