

SR300E



COLOR VARIATION :



IPT : Iron Pewter



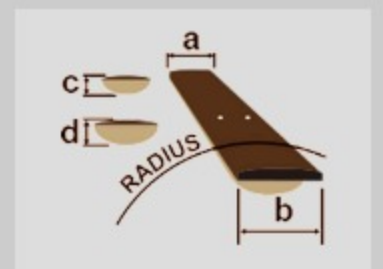
SPEC

SPECS

| | |
|-----------------|--|
| neck type | SR4 / 5pc Maple/Walnut neck |
| top/back/body | Nyatoh body |
| fretboard | Jatoba fretboard / White dot inlay |
| fret | Medium frets |
| number of frets | 24 |
| bridge | Accu-cast B120 bridge |
| string space | 19mm |
| neck pickup | PowerSpan Dual Coil neck pickup (Passive) |
| bridge pickup | PowerSpan Dual Coil bridge pickup (Passive) |
| equaliser | Ibanez Custom Electronics 3-band EQ w/3-way Power Tap switch |
| factory tuning | 1G,2D,3A,4E |
| strings | D'Addario® EXL165 |
| string gauge | .045/.065/.085/.105 |
| hardware color | Cosmo black |

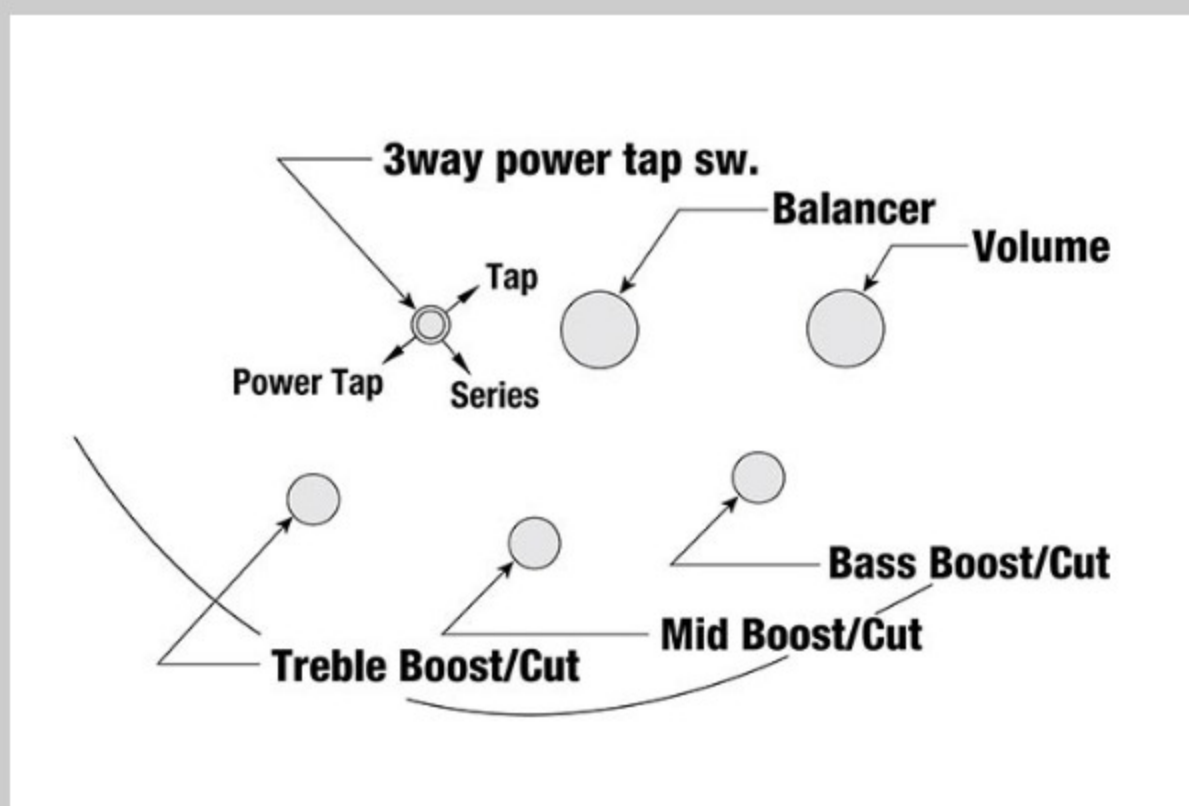
NECK DIMENSIONS

| | |
|---------------|---------------|
| Scale : | 864mm/34" |
| a : Width | 38mm at NUT |
| b : Width | 62mm at 24F |
| c : Thickness | 19.5mm at 1F |
| d : Thickness | 21.5mm at 12F |
| Radius : | 305mmR |



DESCRIPTION +

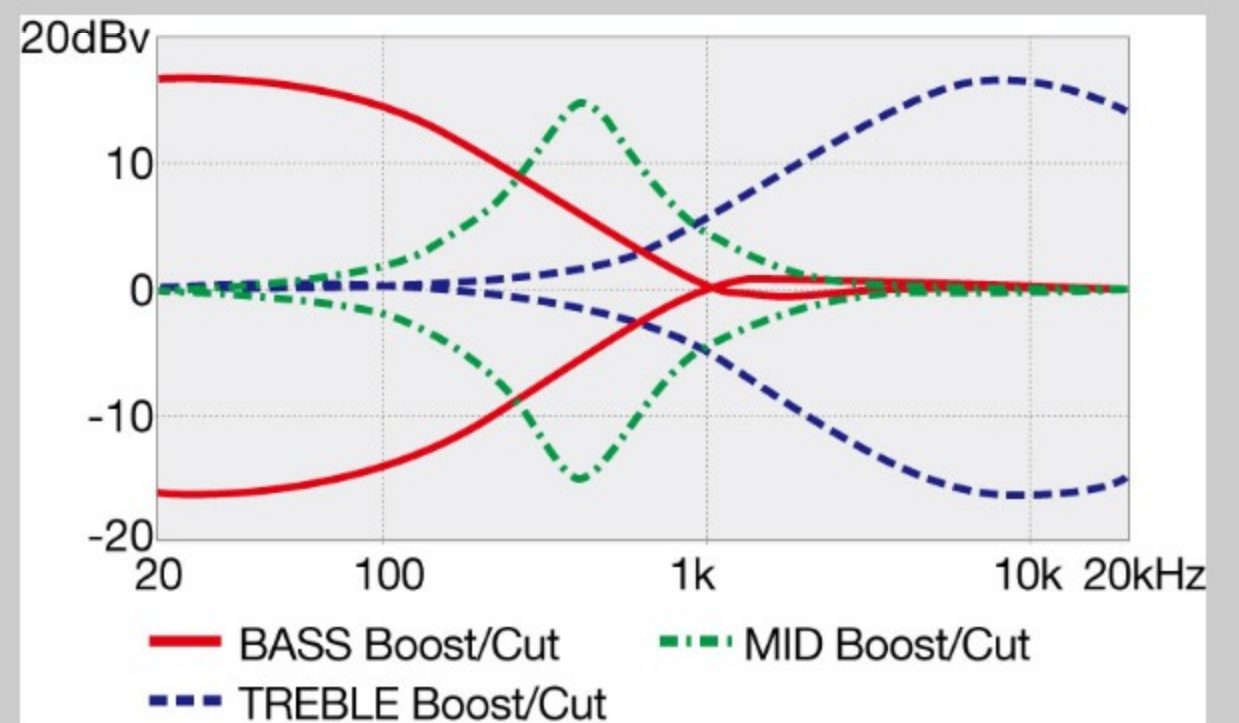
CONTROLS



DESCRIPTION

+

FREQUENCY RESPONSE



DESCRIPTION

+

OTHER FEATURES

| | |
|-----------------|-----------|
| Recommended | MB300C |
| Case | |
| Recommended Bag | IBB540-BK |