




COLOR VARIATION :

DTW : Deep Twilight



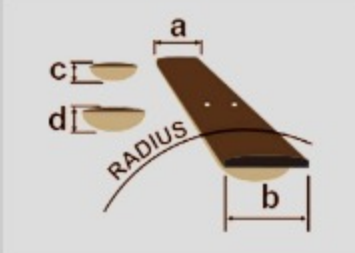
SPEC

SPECS

neck type	SRMS6 for Multi Scale / 5pc Jatoba/Walnut neck
top/back/body	Poplar Burl top / Okoume body
fretboard	Bound Panga Panga fretboard / Acrylic special inlay
fret	Medium frets
number of frets	24
bridge	MR5S bridge
string space	16.5mm
neck pickup	Bartolini® BH2 neck pickup (Passive)
bridge pickup	Bartolini® BH2 bridge pickup (Passive)
equaliser	Ibanez Custom Electronics 3-band EQ w/ EQ bypass switch (passive tone control on treble pot) & 3-way Mid frequency switch
factory tuning	1C,2G,3D,4A,5E,6B
strings	D'Addario® EXL170-5SL + .032
string gauge	.032/.045/.065/.080/.100/.130
hardware color	Black

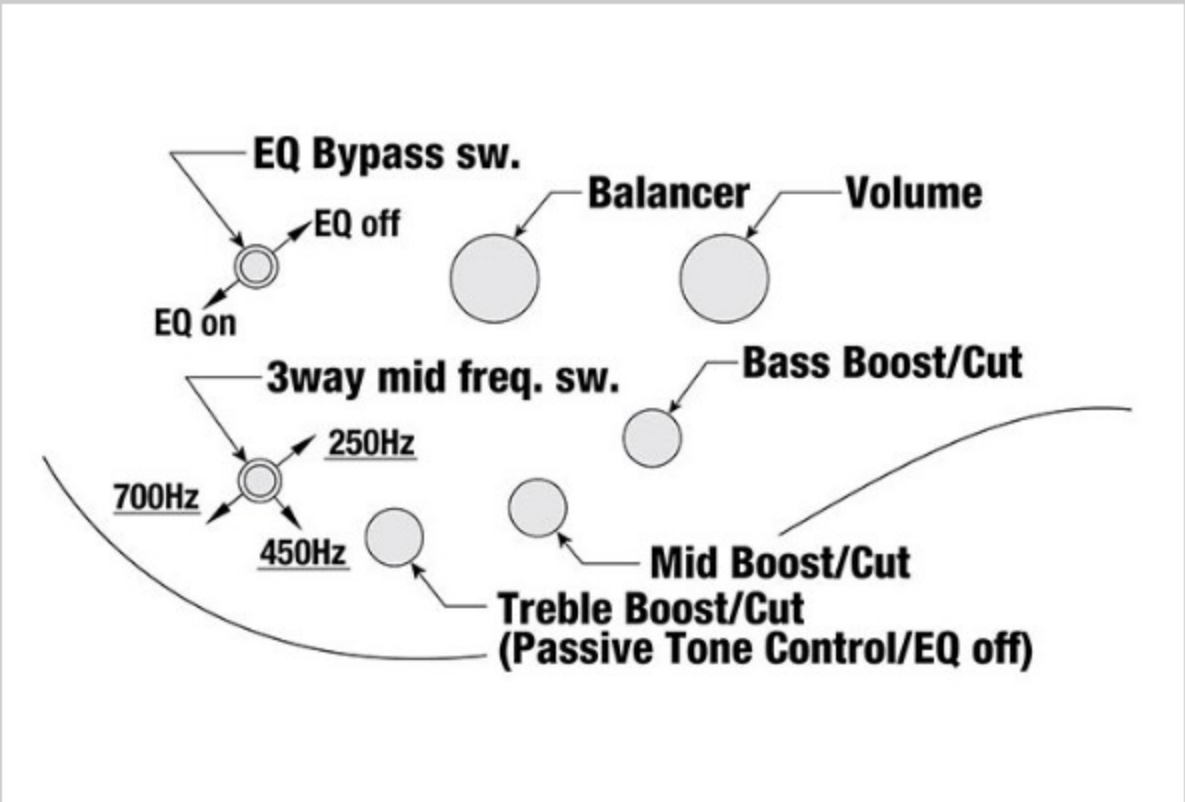
NECK DIMENSIONS

Scale :	901.7mm/35.5" - 854.7mm/33.6"
a : Width	54mm at NUT
b : Width	83mm at 24F
c : Thickness	19.5mm at 1F
d : Thickness	23mm at 12F
Radius :	400mmR



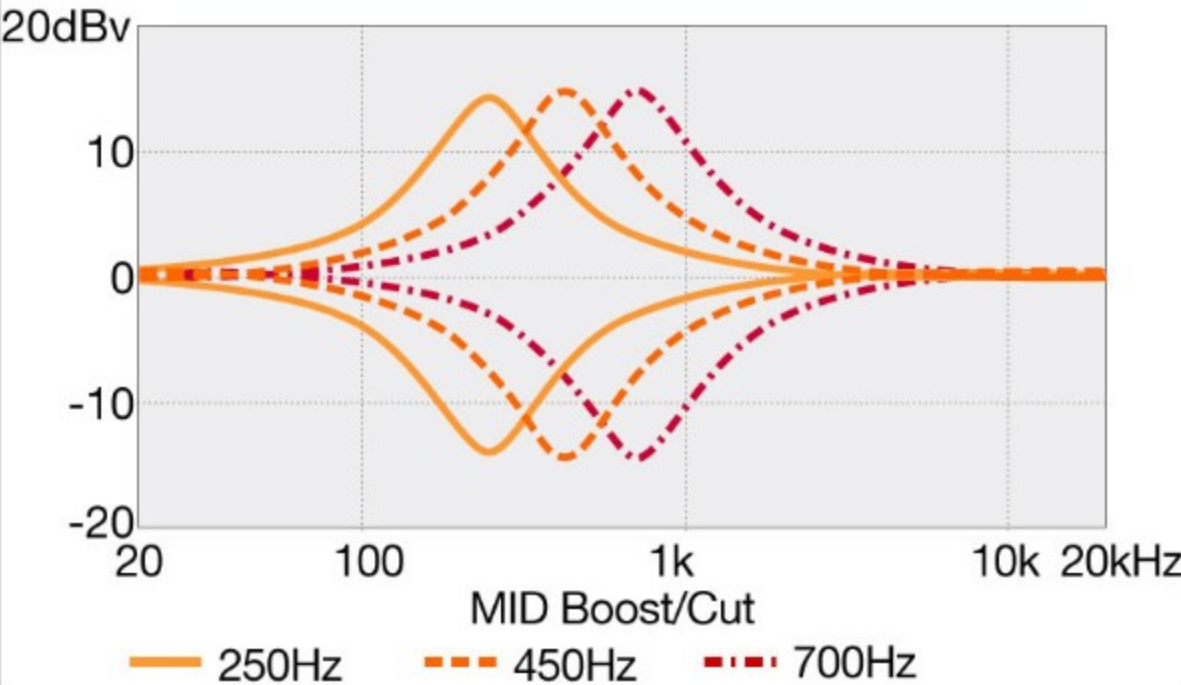
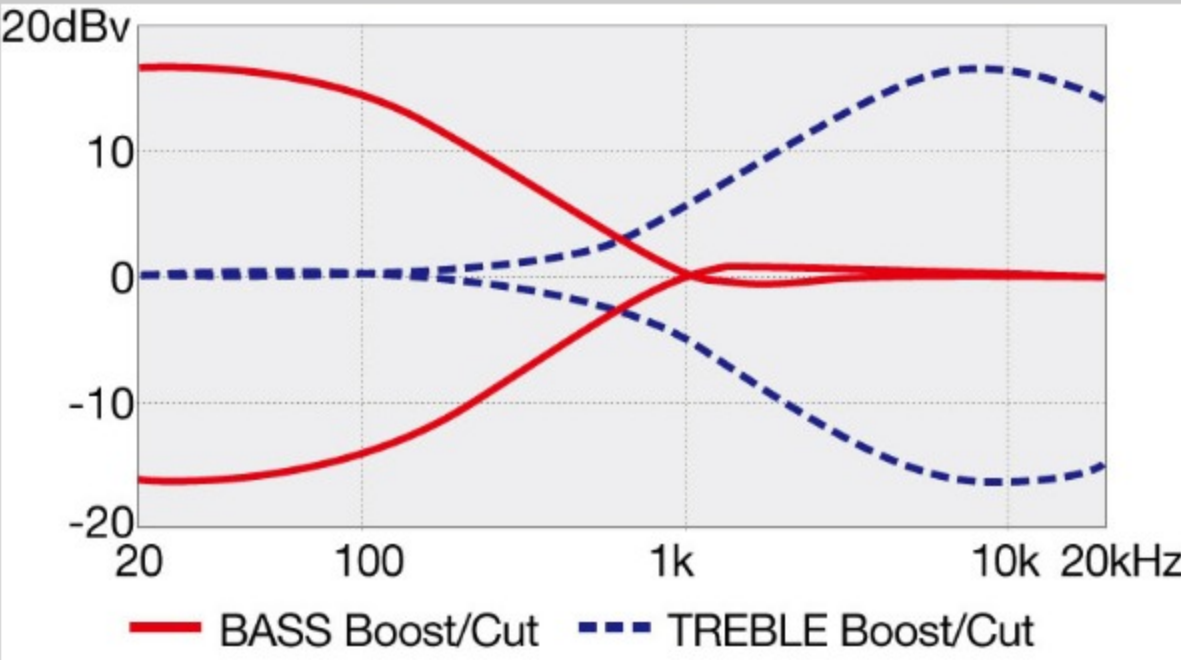
DESCRIPTION +

CONTROLS



DESCRIPTION +

FREQUENCY RESPONSE



DESCRIPTION +

OTHER FEATURES

Recommended Case	MB300C
Recommended Bag	IBB540-BK