

CMM3



TFB : Tri Fade Burst

COLOR VARIATION :



SHARE :

ARTIST DETAIL >

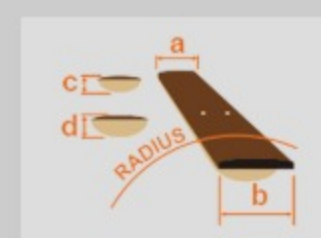
SPEC

SPEC

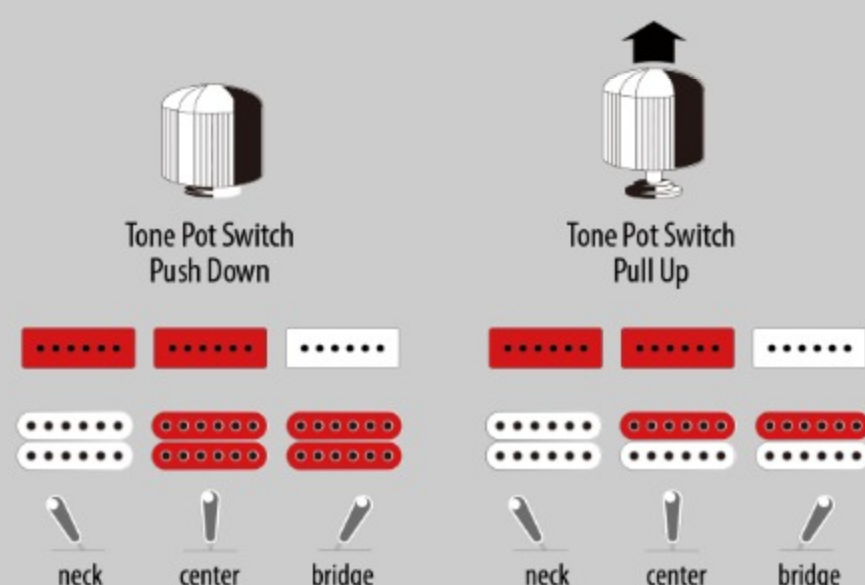
neck type	CMM / Maple neck
top/back/body	Ash body
fretboard	Jatoba / White dot inlay
fret	Medium frets
bridge	Tight-Tune bridge
tailpiece	Tight-Tune tailpiece
neck pickup	Super 9 (S) neck pickup (Passive/Alnico)
bridge pickup	Core Tone CH (H) bridge pickup (Passive/Alnico)
nut	Graph Tech® nut
hardware color	Chrome

NECK DIMENSIONS

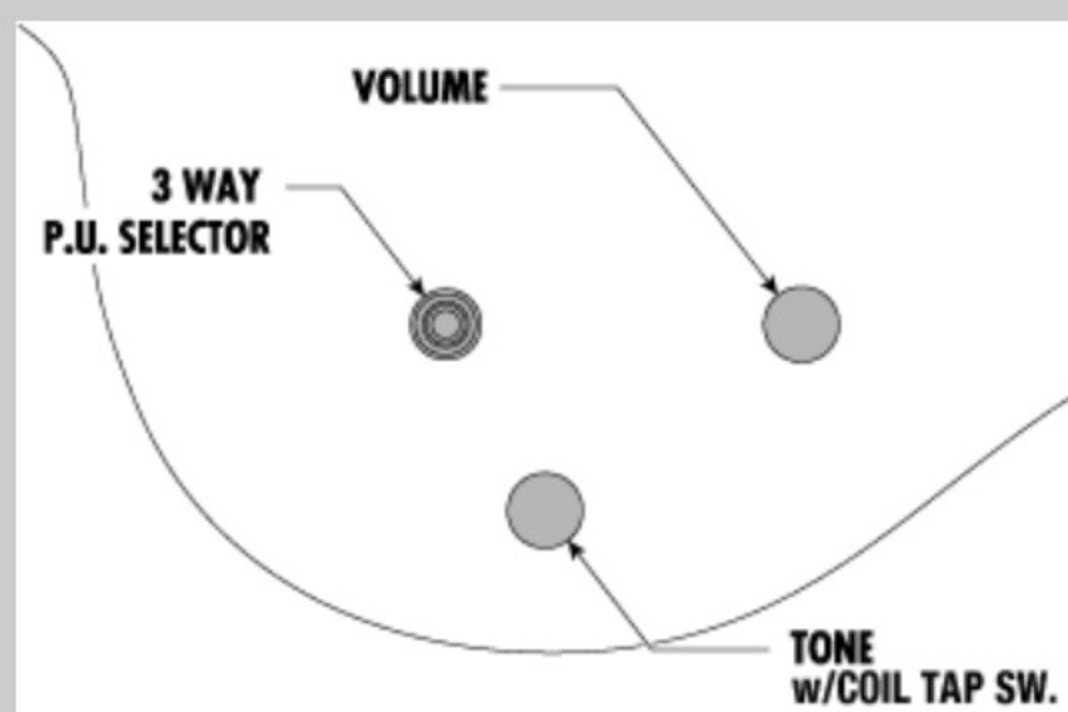
Scale :	648mm/25.5"
a : Width	42mm at NUT
b : Width	56mm at 22F
c : Thickness	20.5mm at 1F
d : Thickness	22.5mm at 12F
Radius :	240mmR



SWITCHING SYSTEM



CONTROLS



OTHERS

Recommended Case W250C

Coil-tap switch on tone control (push/pull)