


PS60 01



BK : Black

COLOR VARIATION :



SHARE :  

ARTIST DETAIL >

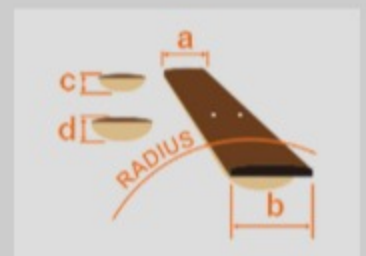
SPEC

SPEC

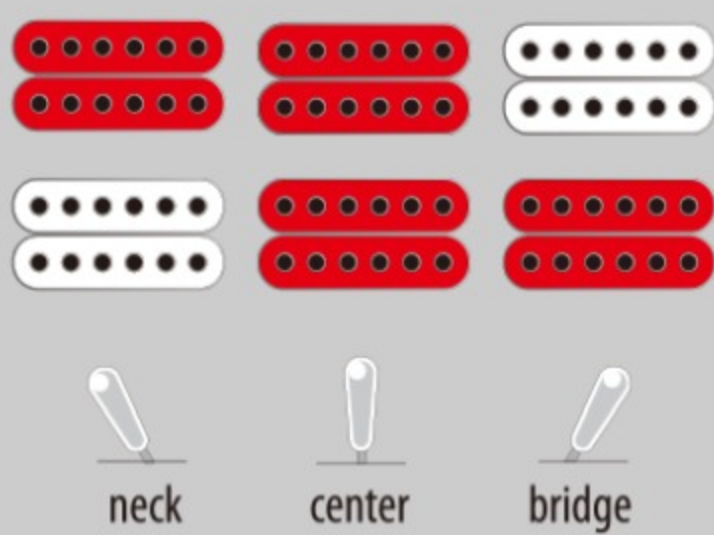
neck type	PS / Maple neck
top/back/body	Poplar body
fretboard	Bound Treated New Zealand Pine / White block inlay
fret	Medium frets
bridge	Full Tune III bridge
string space	10.5mm
tailpiece	Full Tune III tailpiece
neck pickup	Infinity R (H) neck pickup (Passive/Ceramic)
bridge pickup	Infinity R (H) bridge pickup (Passive/Ceramic)
hardware color	Chrome

NECK DIMENSIONS

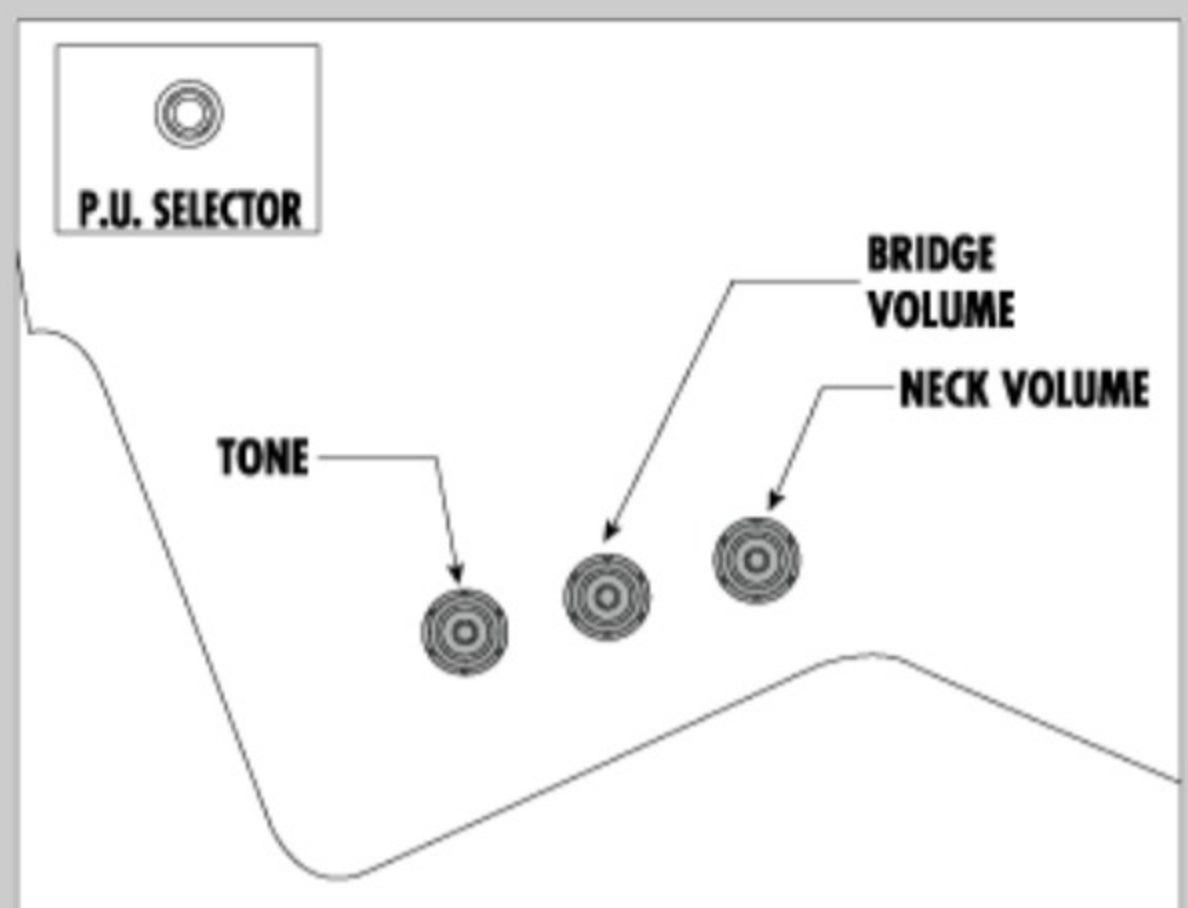
Scale :	628mm/24.7"
a : Width	43mm at NUT
b : Width	56mm at 22F
c : Thickness	20mm at 1F
d : Thickness	22mm at 12F
Radius :	305mmR



SWITCHING SYSTEM



CONTROLS



OTHERS

Recommended Case IC200C